

R454b Refrigerant

SUBMITTAL DATA SHEET



Series Name: High Tier - All Easy Pro Extreme Heat Series
Model Number: MSEHU-H33B-2A/MO1HS-H33B-2A

High Wall Mini Split Heat Pump System

Location:	Approval:
Engineer:	Date:
Submitted to:	Construction:
Submitted by:	Unit #:
Reference:	Drawing #:



INDOOR SPECIFICATION

Indoor Air Flow (Turbo/H/M/L/Si) (CFM)	865 / 736 / 600 / 424 / 424	
Indoor Noise Level (Turbo/H/M/L/Si) (dBA)	57 / 53 / 46.5 / 35.5 / 29.5	
Dimension (WxDxH)	inch	44-7/8 x 10-7/8 x 14-1/2
	mm	1,140 x 275 x 370
Package (WxDxH)	inch	50-3/8 x 14-1/8 x 17-7/8
	mm	1,280 x 360 x 455
Net/Gross Weight	lbs	43 / 56
	kg	19.6 / 25.3

OUTDOOR SPECIFICATION

Compressor Type	TWIN-ROTARY	
Compressor Model	KTF420D62UNT	
Refrigerant	R454B	
Refrigerant Oil Charge(mL)	1000	
Refrigerant Oil	VG74	
Outdoor Air Flow (Max) (CFM)	2,235	
Outdoor Noise Level (dBA)	63.5	
Dimension (WxDxH)	inch	37-1/4 x 16-1/8 x 31-7/8
	mm	946 x 410 x 810
Package (WxDxH)	inch	42-7/8 x 19-5/8 x 34-7/8
	mm	1,090 x 500 x 885
Net/Gross Weight	lbs	157/168
	kg	71.2/76.2

EFFICIENCY

Cooling		Heating	
SEER2	19.5	HSPF2-4	10.5
EER2	12.0	COP	3.37

PERFORMANCE of Cooling

Cooling (Btu/hr)	
Rated Capacity	33,000
Min/Max Capacity	15,000~37,000
Moisture Removal(L/h)	4.2
Standard Operating Range(*F/*C)	-22~122 (-30 ~ 50)
Conditions:	Indoor: 80°F DB/67°F WB Outdoor: 95°F DB/75°F WB

PERFORMANCE of Heating

Heating (Btu/hr)	
1. @ 47°F Rated	36,000
1. @ 47°F Min/Max Capacity	19,700~37,800
2. @ 17°F Rated	30,000
3. @ 5°F Rated: Capacity / COP	35,000 / 1.98
3. @ 5°F Max: Capacity	35,000
Standard Operating Range(*F/*C)	-22~75 (-30 ~ 24)
1. Conditions:	Indoor: 70°F DB/60°F WB Outdoor: 47°F DB/43°F WB
2. Conditions:	Indoor: 70°F DB/60°F WB Outdoor: 17°F DB/15°F WB
3. Conditions:	Indoor: 70°F DB/60°F WB Outdoor: 5°F DB/5°F WB

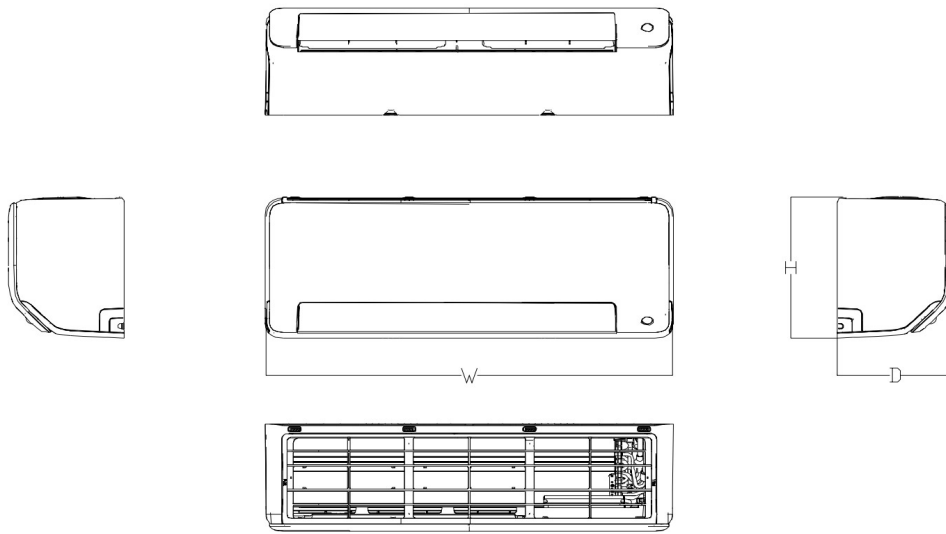
ELECTRICAL

Power Supply	208 / 230V,60Hz,1Ph
System MCA	34
Connection Wiring	AWG 14/4
System MOCP	35.0
Compressor RLA	24.5
Outdoor Fan Motor RLA	1.5
Outdoor Fan Motor W	230
Indoor Fan Motor RLA	1.6
Indoor Fan Motor W	58
System Power Input @ Cooling (W)	2,750 (440 ~ 3,450)
System Power Input @ Heating (W)	3,140 (1,250 ~3,970)
MCA: Min. circuit amps (A)	MOCP: Max. over current protection (A)
RLA: Rated load amps (A)	W: Fan motor rated output (W)

PIPING

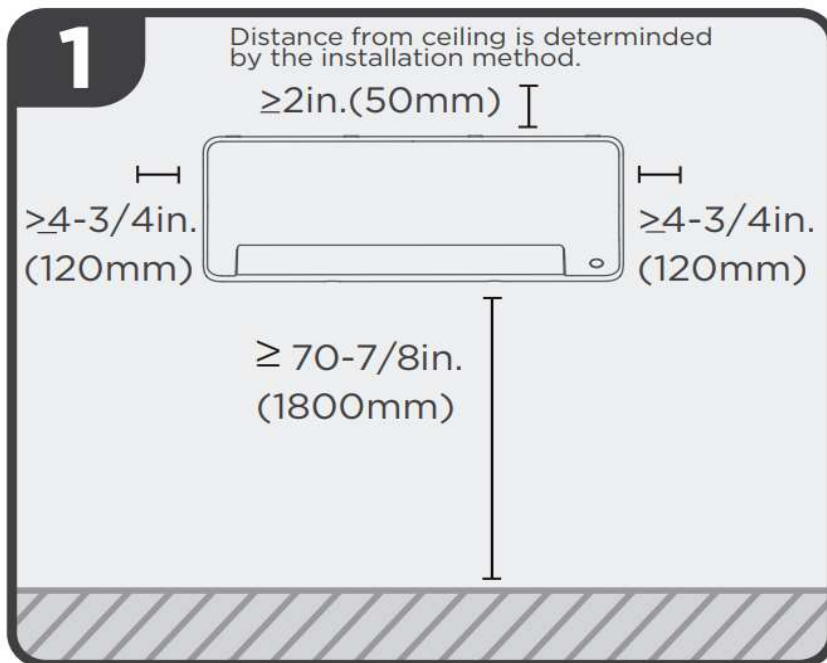
Throttle type(Indoor)	N/A
Throttle type(Outdoor)	EXV
Liquid Size	3/8" (9.52mm)
Gas Size	3/4" (19mm)
Max. Piping Length(ft/m)	164 (50)
Max. Height Difference(ft/m)	82 (25)
Max. Pre-charged Length(ft/m)	25 (7.5)
Refrigerant Pre-charged Amount(oz/g)	87 (2.47)
Additional Charge of Refrigerant((oz/ft)/(g/r)	0.32 (30)
Connection Method	Flared

Indoor Unit Dimension



Capacity	Body Code	Unit	W	D	H
6k-12K	B	mm	795	225	295
		inch	31-3/8	8-7/8	11-5/8
15k-18K	C	mm	965	239	319
		inch	38	9-3/8	12-1/2
24k-33K	D	mm	1140	275	370
		inch	44-7/8	10-7/8	14-1/2

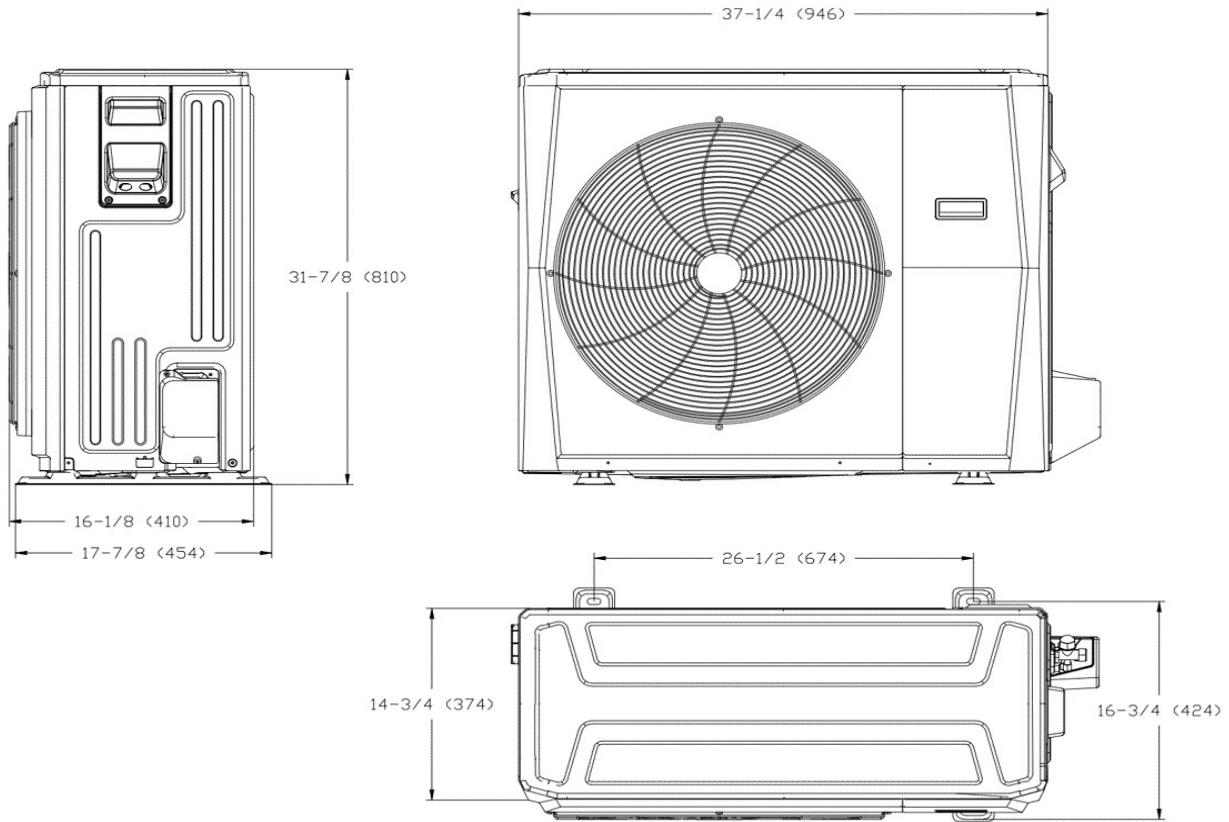
Installation Instruction



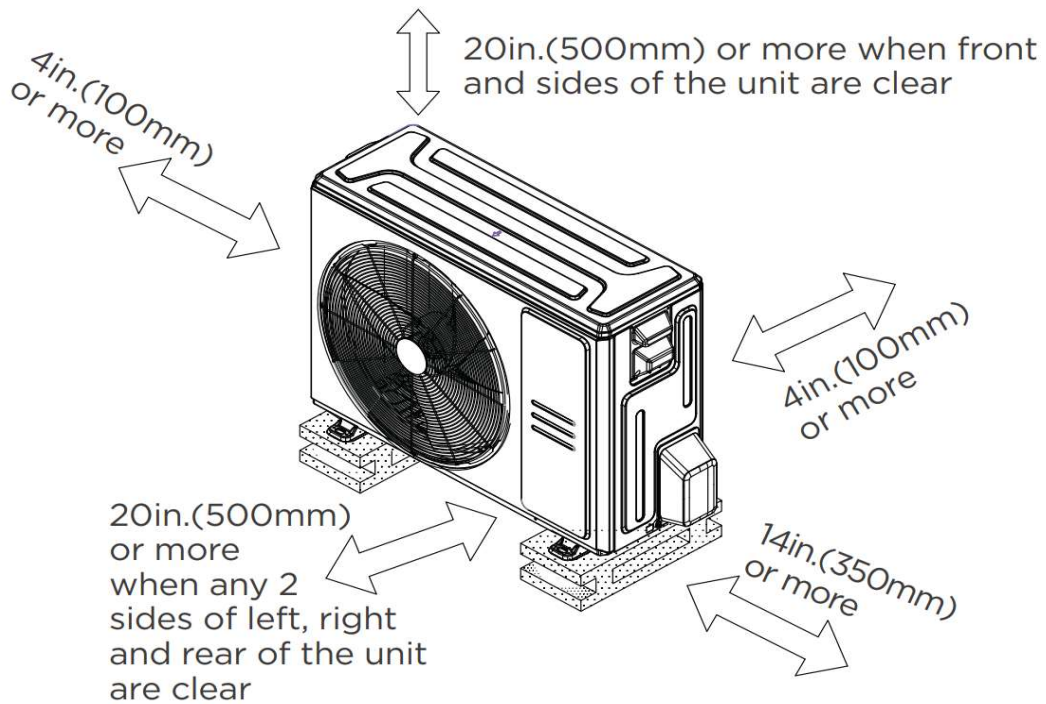
Select Installation Location

Outdoor Unit Dimension

Unit: inch (mm)



Installation Instruction



FEATURES

- Intelligent eye
- Easy maintenance design
- Indoor unit TU1 copper coil
- Humidity control
- 1~100% fan speed setting
- WiFi capability: through WiFi dongle or wired controller with built-in WiFi
- OTA(by using WiFi dongle)
- Multiple control options available:
 - Wireless remote controller RG10 (Built-In)
 - Two-way communication wired controller with built-in Wi-Fi:120N(X6W)
 - Midea Smart Thermostat: MTL04-1
 - Third-Party 24V Thermostat*

*Midea 24V Mini Interface Kit (17222000A68532) is required.