

# R454b Refrigerant

# SUBMITTAL DATA SHEET



Series Name: High Tier - All Easy Pro Extreme Heat Series  
Model Number: MSEHU-H24B-2A/MO1HS-H24B-2A

## High Wall Mini Split Heat Pump System

Location:	Approval:
Engineer:	Date:
Submitted to:	Construction:
Submitted by:	Unit #:
Reference:	Drawing #:



### INDOOR SPECIFICATION

Indoor Air Flow (Turbo/H/M/L/Si) (CFM)	812 / 618 / 412 / 318 / 318	
Indoor Noise Level (Turbo/H/M/L/Si) (dBA)	54.5 / 43.5 / 38.5 / 27 / 16	
Dimension (W×D×H)	inch	44-7/8 x 10-7/8 x 14-1/2
	mm	1,140 x 275 x 370
Package (W×D×H)	inch	50-3/8 x 14-1/8 x 17-7/8
	mm	1,280 x 360 x 455
Net/Gross Weight	lbs	44 / 56
	kg	19.8 / 25.2

### OUTDOOR SPECIFICATION

Compressor Type	TWIN-ROTARY	
Compressor Model	KTM240D46UKT2	
Refrigerant	R454B	
Refrigerant Oil Charge(mL)	620	
Refrigerant Oil	VG74	
Outdoor Air Flow (Max) (CFM)	2,235	
Outdoor Noise Level (dBA)	61.5	
Dimension (W×D×H)	inch	37-1/4 x 16-1/8 x 31-7/8
	mm	946 x 410 x 810
Package (W×D×H)	inch	42-7/8 x 19-5/8 x 34-7/8
	mm	1,090 x 500 x 885
Net/Gross Weight	lbs	130/141
	kg	59.1/64.1

### EFFICIENCY

Cooling		Heating	
SEER2	21	HSPF2-4	13.5
EER2	13.0	COP	3.4

### PERFORMANCE of Cooling

Cooling (Btu/hr)	
Rated Capacity	24,000
Min/Max Capacity	12,600~27,900
Moisture Removal(L/h)	2.7
Standard Operating Range(*F/°C)	-22~122 (-30 ~ 50)
Conditions:	Indoor: 80°F DB/67°F WB Outdoor: 95°F DB/75°F WB

### PERFORMANCE of Heating

Heating (Btu/hr)	
1. @ 47°F Rated	29,000
1. @ 47°F Min/Max Capacity	11,800~29,700
2. @ 17°F Rated	21,000
3. @ 5°F Rated: Capacity / COP	24,200 / 2.34
3. @ 5°F Max: Capacity	24,200
Standard Operating Range(*F/°C)	-22~75 (-30 ~ 24)
1. Conditions:	Indoor: 70°F DB/60°F WB Outdoor: 47°F DB/43°F WB
2. Conditions:	Indoor: 70°F DB/60°F WB Outdoor: 17°F DB/15°F WB
3. Conditions:	Indoor: 70°F DB/60°F WB Outdoor: 5°F DB/5°F WB

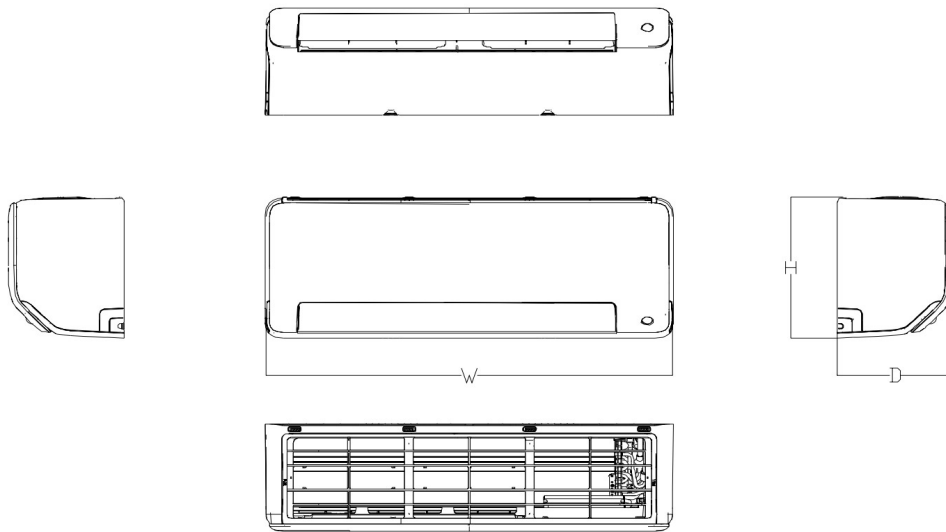
### ELECTRICAL

Power Supply	208 / 230V,60Hz,1Ph
System MCA	24.9
Connection Wiring	AWG 14/4
System MOCP	25.0
Compressor RLA	15.0
Outdoor Fan Motor RLA	1.3
Outdoor Fan Motor W	120
Indoor Fan Motor RLA	1.3
Indoor Fan Motor W	58
System Power Input @ Cooling (W)	1,850 (940 ~ 2,280)
System Power Input @ Heating (W)	2,490 (680 ~2,570)
MCA: Min. circuit amps (A)	MOCP: Max. over current protection (A)
RLA: Rated load amps (A)	W: Fan motor rated output (W)

### PIPING

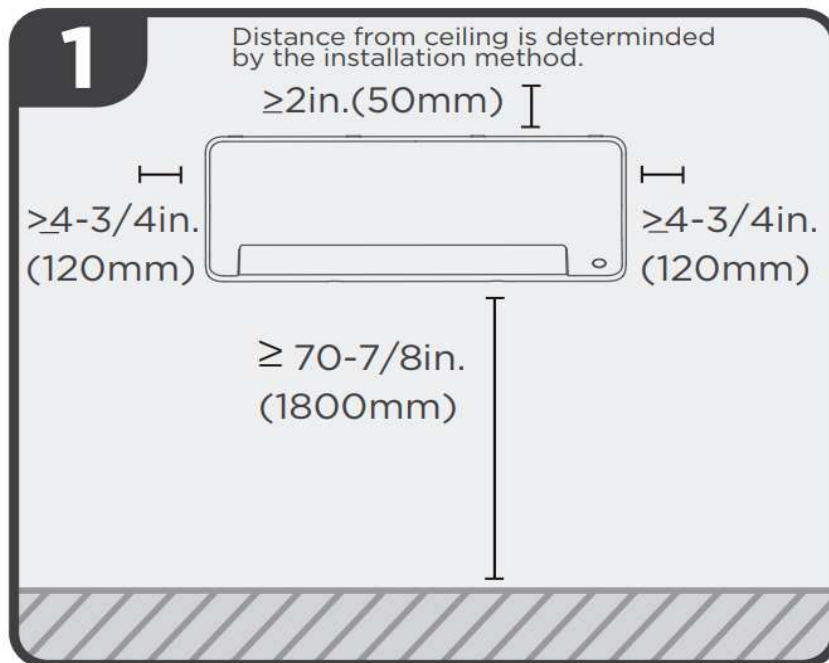
Throttle type(Indoor)	N/A
Throttle type(Outdoor)	EXV+Throttle valve
Liquid Size	3/8" (9.52mm)
Gas Size	5/8" (15.9mm)
Max. Piping Length(ft/m)	164 (50)
Max. Height Difference(ft/m)	82 (25)
Max. Pre-charged Length(ft/m)	25 (7.5)
Refrigerant Pre-charged Amount(oz/g)	63 (1.8)
Additional Charge of Refrigerant((oz/ft)/(g/r	0.32 (30)
Connection Method	Flared

### Indoor Unit Dimension



Capacity	Body Code	Unit	W	D	H
6k-12K	B	mm	795	225	295
		inch	31-3/8	8-7/8	11-5/8
15k-18K	C	mm	965	239	319
		inch	38	9-3/8	12-1/2
24k-33K	D	mm	1140	275	370
		inch	44-7/8	10-7/8	14-1/2

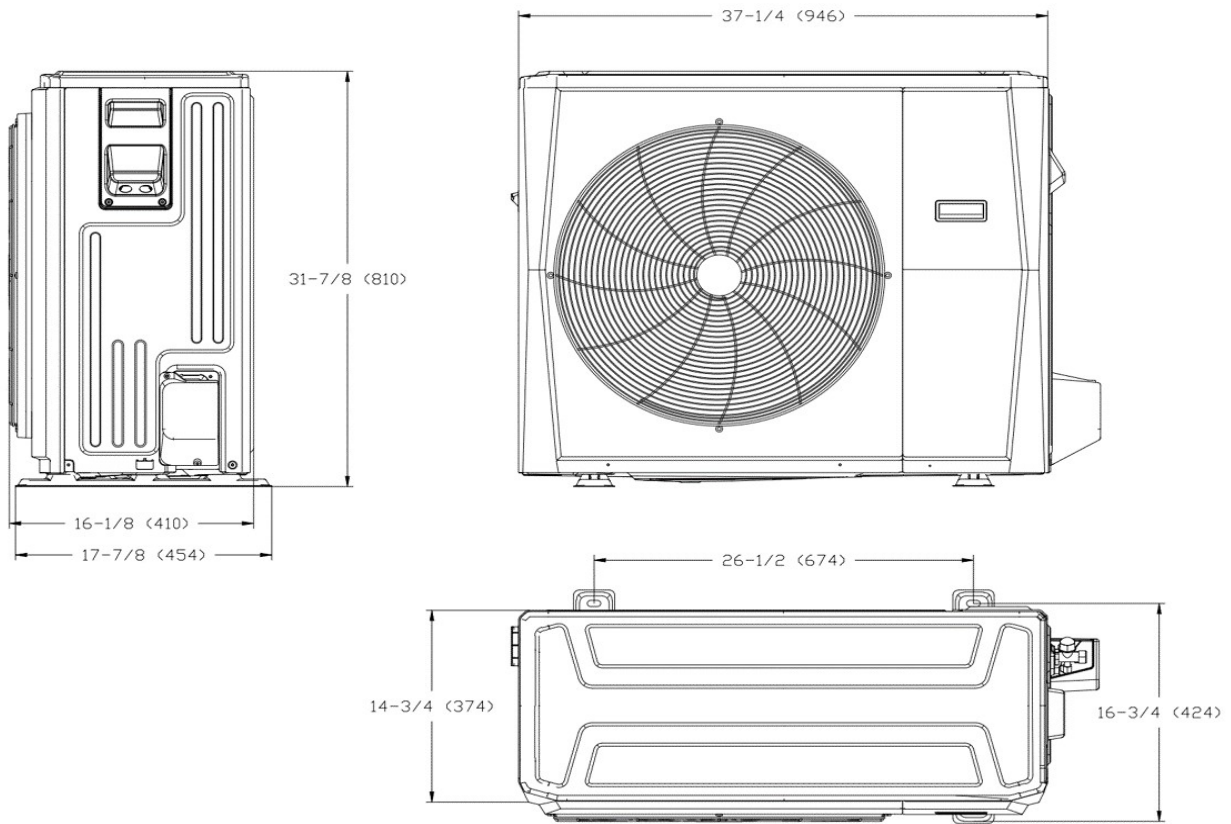
### Installation Instruction



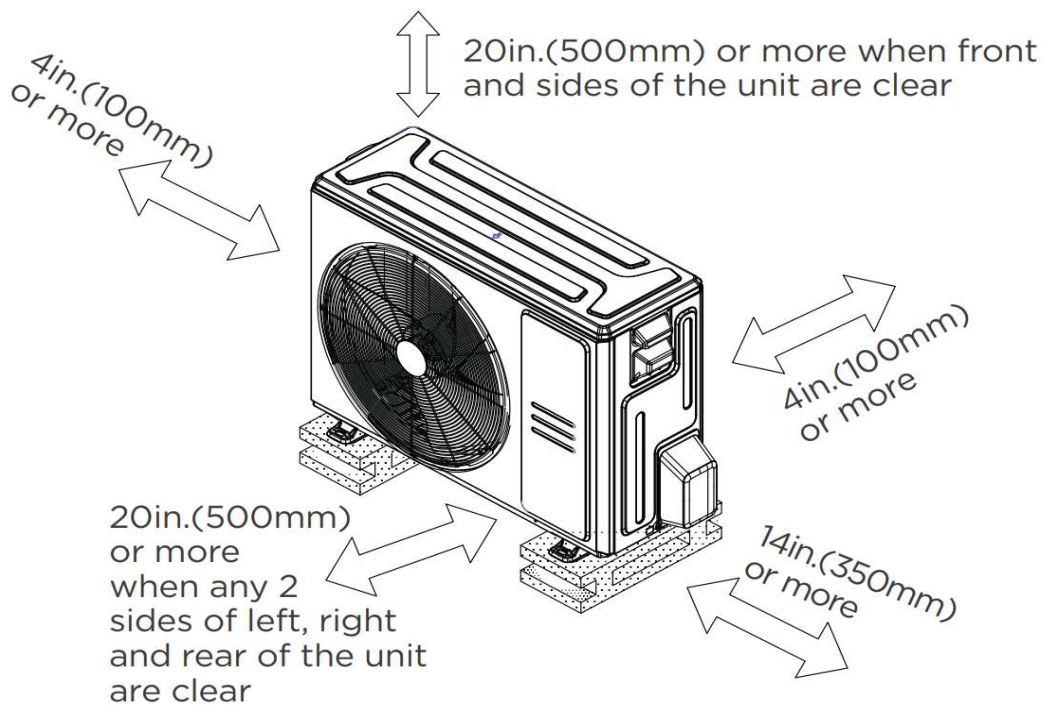
Select Installation Location

### Outdoor Unit Dimension

Unit: inch (mm)



### Installation Instruction



## FEATURES

- Intelligent eye
- Easy maintenance design
- Indoor unit TU1 copper coil
- Humidity control
- 1~100% fan speed setting
- WiFi capability: through WiFi dongle or wired controller with built-in WiFi
- OTA(by using WiFi dongle)
- Multiple control options available:
  - Wireless remote controller RG10 (Built-In)
  - Two-way communication wired controller with built-in Wi-Fi:120N(X6W)
  - Midea Smart Thermostat: MTL04-1
  - Third-Party 24V Thermostat\*

\*Midea 24V Mini Interface Kit (17222000A68532) is required.