

R454b Refrigerant

SUBMITTAL DATA SHEET



Series Name: Mid Tier - All Easy Pro Advanced Heat Series
Model Number: MSEHU-H18B-2A/MO1E5-H18B-2A

High Wall Mini Split Heat Pump System

Location:	Approval:
Engineer:	Date:
Submitted to:	Construction:
Submitted by:	Unit #:
Reference:	Drawing #:



INDOOR SPECIFICATION

Indoor Air Flow (Turbo/H/M/L/Si) (CFM)	636 / 500 / 359 / 294 / 294	
Indoor Noise Level (Turbo/H/M/L/Si) (dBA)	49 / 45 / 39 / 28 / 20	
Dimension (W×D×H)	inch	38 x 9-3/8 x 12-1/2
	mm	965 x 239 x 319
Package (W×D×H)	inch	43-1/2 x 12-3/4 x 15-3/4
	mm	1,095 x 325 x 400
Net/Gross Weight	lbs	27 / 37
	kg	12.4/16.6

OUTDOOR SPECIFICATION

Compressor Type	ROTARY	
Compressor Model	KSN140D58UFZ	
Refrigerant	R454B	
Refrigerant Oil Charge(mL)	440	
Refrigerant Oil	VG74	
Outdoor Air Flow (Max) (CFM)	1,765	
Outdoor Noise Level (dBA)	58	
Dimension (W×D×H)	inch	35 x 13-1/2 x 26-1/2
	mm	890 x 342 x 673
Package (W×D×H)	inch	39-1/8 x 15-5/8 x 29-1/8
	mm	995 x 398 x 740
Net/Gross Weight	lbs	93 / 100
	kg	42.0 / 45.5

EFFICIENCY

Cooling		Heating	
SEER2	23.5	HSPF2-4	10.8
EER2	12.7	COP	3.50

PERFORMANCE of Cooling

Cooling (Btu/hr)	
Rated Capacity	18,000
Min/Max Capacity	3,500~18,900
Moisture Removal(L/h)	2.0
Standard Operating Range(*F/°C)	-13~122 (-25 ~ 50)
Conditions:	Indoor: 80°F DB/67°F WB Outdoor: 95°F DB/75°F WB

PERFORMANCE of Heating

Heating (Btu/hr)	
1. @ 47°F Rated	18,000
1. @ 47°F Min/Max Capacity	7,700~21,000
2. @ 17°F Rated	13,600
3. @ 5°F Rated: Capacity / COP	12,800/2.10
3. @ 5°F Max: Capacity	12,800
Standard Operating Range(*F/°C)	-13~75 (-25 ~ 24)
1. Conditions:	Indoor: 70°F DB/60°F WB Outdoor: 47°F DB/43°F WB
2. Conditions:	Indoor: 70°F DB/60°F WB Outdoor: 17°F DB/15°F WB
3. Conditions:	Indoor: 70°F DB/60°F WB Outdoor: 5°F DB/5°F WB

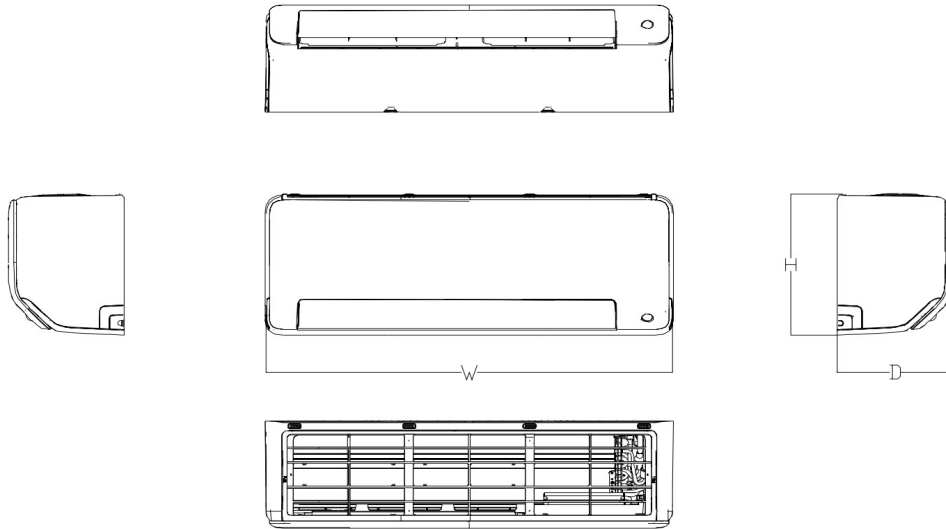
ELECTRICAL

Power Supply	208/230V,60Hz,1Ph
System MCA	18.0
Connection Wiring	AWG 14/4
System MOCP	20.0
Compressor RLA	10.0
Outdoor Fan Motor RLA	0.9
Outdoor Fan Motor W	80
Indoor Fan Motor RLA	0.8
Indoor Fan Motor W	30
System Power Input @ Cooling (W)	1,420 (420 ~ 1,630)
System Power Input @ Heating (W)	1,510 (420 ~1,910)
MCA: Min. circuit amps (A)	MOCP: Max. over current protection (A)
RLA: Rated load amps (A)	W: Fan motor rated output (W)

PIPING

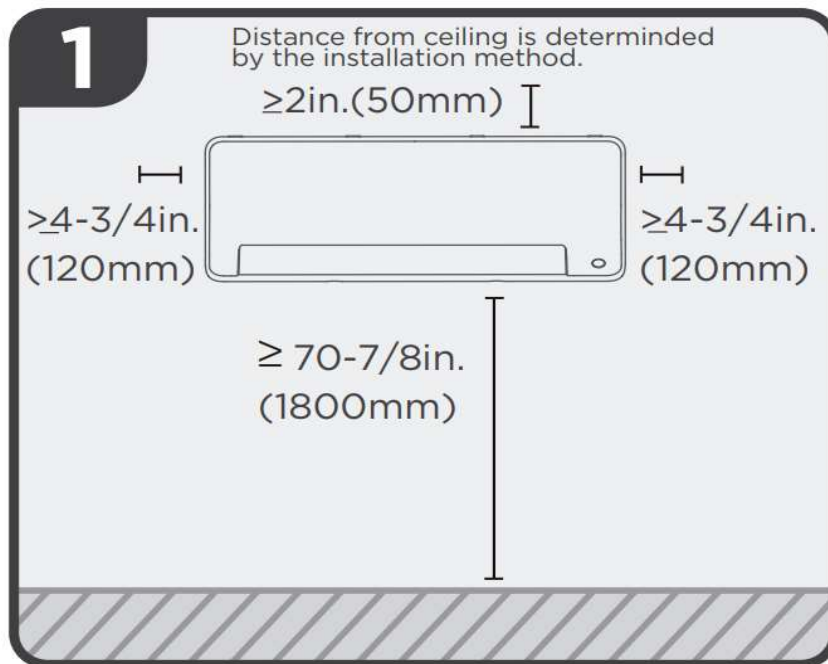
Throttle type(Indoor)	N/A
Throttle type(Outdoor)	EXV+Throttle valve
Liquid Size	1/4" (6.35mm)
Gas Size	1/2" (12.7mm)
Max. Piping Length(ft/m)	98 (30)
Max. Height Difference(ft/m)	65 (20)
Max. Pre-charged Length(ft/m)	25 (7.5)
Refrigerant Pre-charged Amount(oz/g)	48 (1.36)
Additional Charge of Refrigerant((oz/ft)/(g/r	0.16 (15)
Connection Method	Flared

Indoor Unit Dimension



Capacity	Body Code	Unit	W	D	H
9k-15K	B	mm	795	225	295
		inch	31-3/8	8-7/8	11-5/8
18K	C	mm	965	239	319
		inch	38	9-3/8	12-1/2
24k-36K	D	mm	1140	275	370
		inch	44-7/8	10-7/8	14-1/2

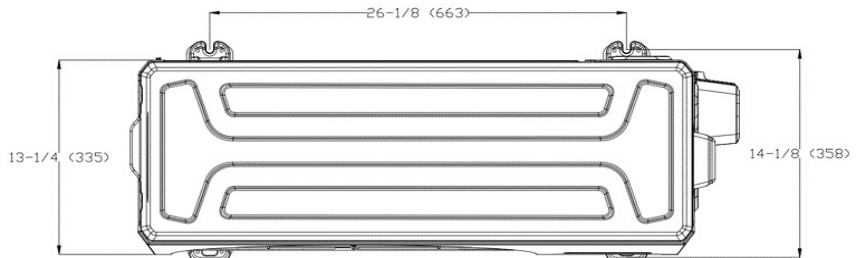
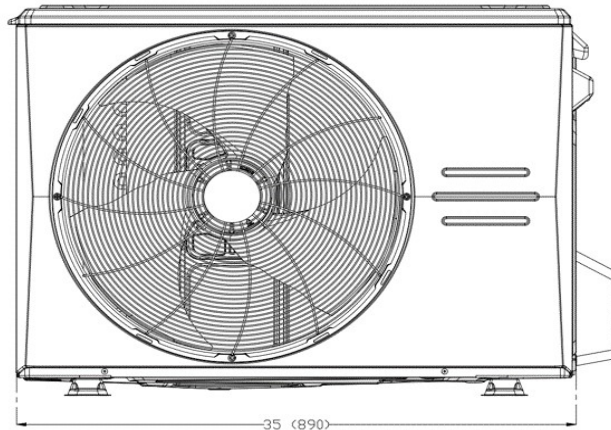
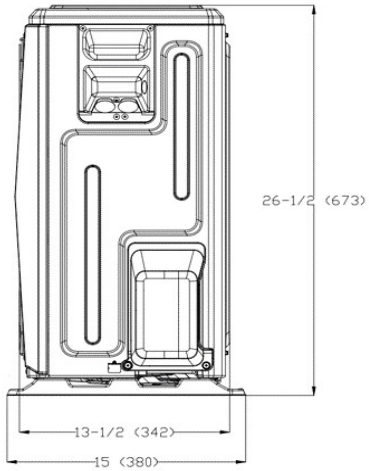
Installation Instruction



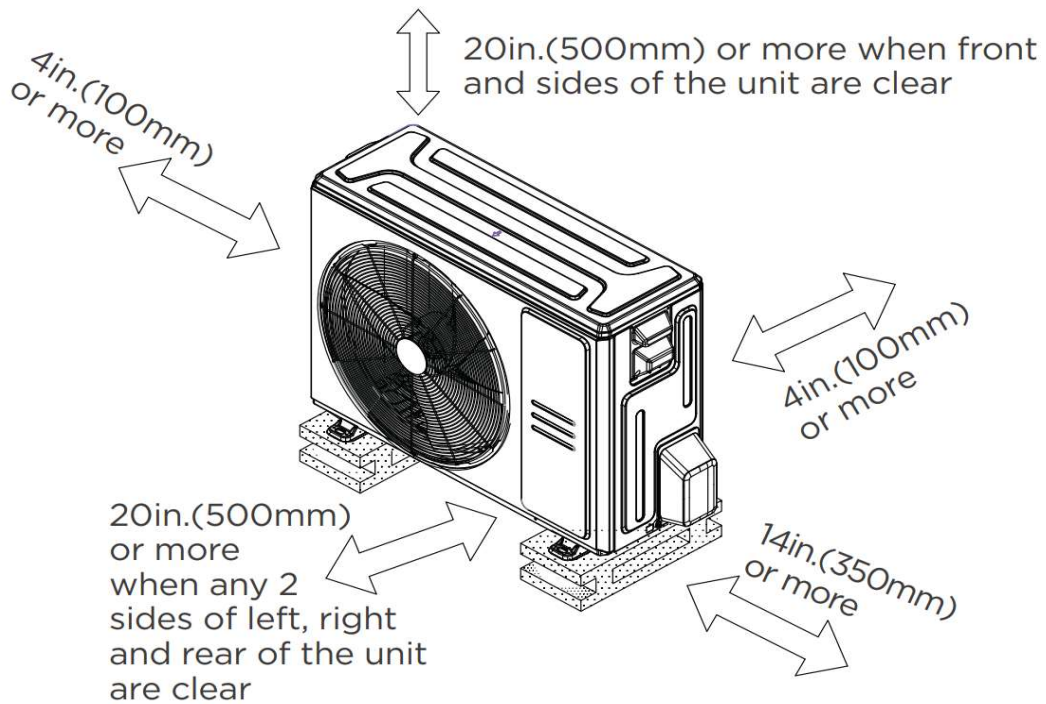
Select Installation Location

Outdoor Unit Dimension

Unit: inch (mm)



Installation Instruction



FEATURES

- Intelligent eye
- Easy maintenance design
- Indoor unit TU1 copper coil
- Humidity control
- 1~100% fan speed setting
- WiFi capability: through WiFi dongle or wired controller with built-in WiFi
- OTA(by using WiFi dongle)
- Multiple control options available:
 - Wireless remote controller RG10 (Built-In)
 - Two-way communication wired controller with built-in Wi-Fi:120N(X6W)
 - Midea Smart Thermostat: MTL04-1
 - Third-Party 24V Thermostat*

*Midea 24V Mini Interface Kit (17222000A68532) is required.