

# SUBMITTAL DATA SHEET



Series Name: Cooling Only Acoil Series  
 Model Number: MAAHE-H24B-BA-UC/MO1AE-C18B-2A

## Air Handler Heat Pump System

Location:	Approval:
Engineer:	Date:
Submitted to:	Construction:
Submitted by:	Unit #:
Reference:	Drawing #:



## INDOOR SPECIFICATION

Dimension (W×D×H)	inch	16-1/8 x 22-1/2 x 15-3/4
	mm	410 x 573 x 401
Package (W×D×H)	inch	19-1/8 x 26-1/8 x 21-1/2
	mm	485 x 665 x 545
	lbs	17.9 / 34.6
	kg	8.1 / 15.7

## OUTDOOR SPECIFICATION

Compressor Type	ROTARY	
Compressor Model	KSN140D58UFZ	
Refrigerant	R454B	
Refrigerant Oil Charge(mL)	440	
Refrigerant Oil	VG74	
Outdoor Air Flow (Max) (CFM)	1,413	
Outdoor Noise Level (dBA)	54	
Dimension (W×D×H)	inch	31-3/4 x 13 x 21-3/4
	mm	805 ×330 ×554
Package (W×D×H)	inch	36 x 14-9/16 x 24-3/16
	mm	915×370×615
Net/Gross Weight	lbs	66.80/73.41
	kg	30.3/33.3

## EFFICIENCY

Cooling		Heating	
SEER2	16	HSPF2-4	/
EER2	11.2	COP	/

## PERFORMANCE of Cooling

Cooling (Btu/hr)	
Rated Capacity	18,000
Min/Max Capacity	5,100~21,100
Moisture Removal(L/h)	2.2
Standard Operating Range(°F/°C)	-13~122(-25 ~ 50)
Rated Cooling Conditions:	Indoor: 80°F DB/67°F WB Outdoor: 95°F DB/75°F WB

## PERFORMANCE of Heating

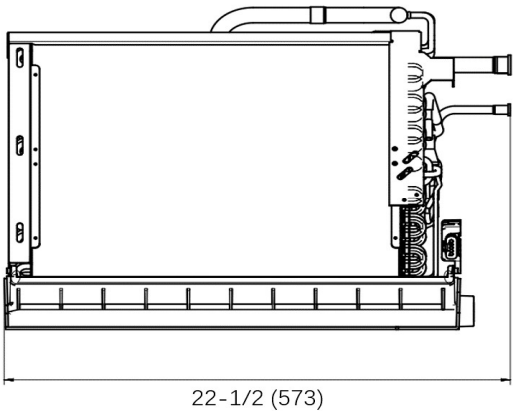
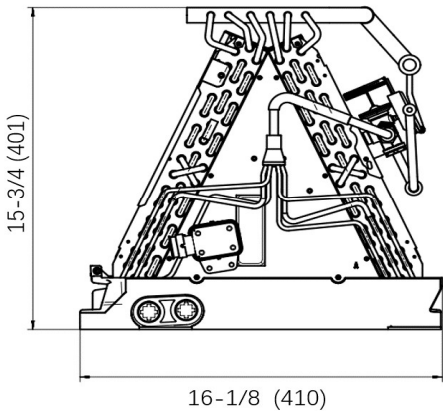
Heating (Btu/hr)	
1. @ 47°F Rated	/
1. @ 47°F Min/Max Capacity	/
2. @ 17°F Rated	/
3. @ 5°F Rated: Capacity / COP	///
3. @ 5°F Max: Capacity	/
Standard Operating Range(°F/°C)	/(/)
1. Rated Heating Conditions:	Indoor: 70°F DB/60°F WB Outdoor: 47°F DB/43°F WB
2. Rated Heating Conditions:	Indoor: 70°F DB/60°F WB Outdoor: 17°F DB/15°F WB
3. Heating Conditions, Compressor Operating at Max. Frequency	Indoor: 70°F DB/60°F WB Outdoor: 5°F DB/5°F WB

## ELECTRICAL

Indoor Power Supply	24V,60Hz,1Ph
Indoor MCA 115V/(208/230V)	/
Indoor MOP	/
Outdoor Power Supply	208/230,60Hz,1Ph
Outdoor MCA	16
Outdoor MOP	20
Communication Wiring	AWG 20-2
Compressor RLA	12
Outdoor Fan Motor RLA	0.5
Outdoor Fan Motor W	/
Indoor Fan Motor RLA	/
Indoor Fan Motor W	/
System Power Input @ Cooling (W)	1,608(440~1,930)
System Power Input @ Heating (W)	/(/)
MCA: Min. circuit amps (A)	MOCOP: Max. over current protection (A)
RLA: Rated load amps (A)	W: Fan motor rated output (W)

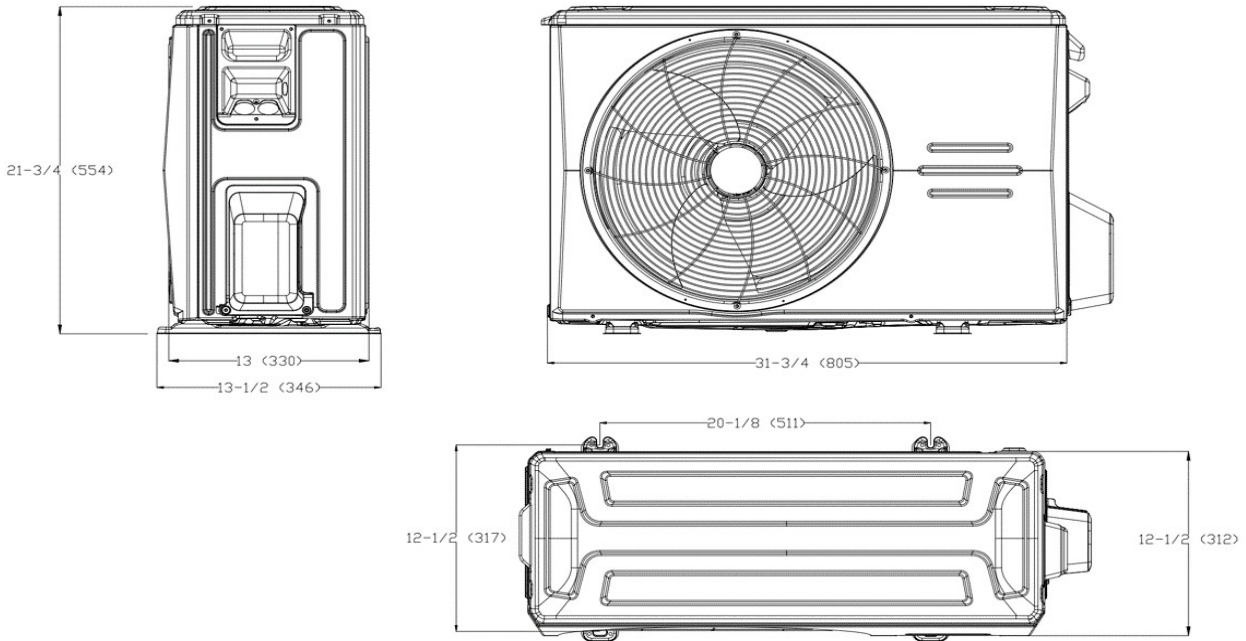
## PIPING

Throttle type(Indoor)	TXV
Throttle type(Outdoor)	/
Liquid Size	9.52mm(3/8in)
Gas Size	19mm(3/4in)
Max. Piping Length(ft/m)	98(30)
Max. Height Difference(ft/m)	66(20)
Max. Pre-charged Length(ft/m)	24.6(7.5)
Refrigerant Pre-charged Amount(oz/kg)	42.33(1.20)
Additional Charge of Refrigerant(oz/ft)/(g/m)	0.7(65)
Connection Method	Flared

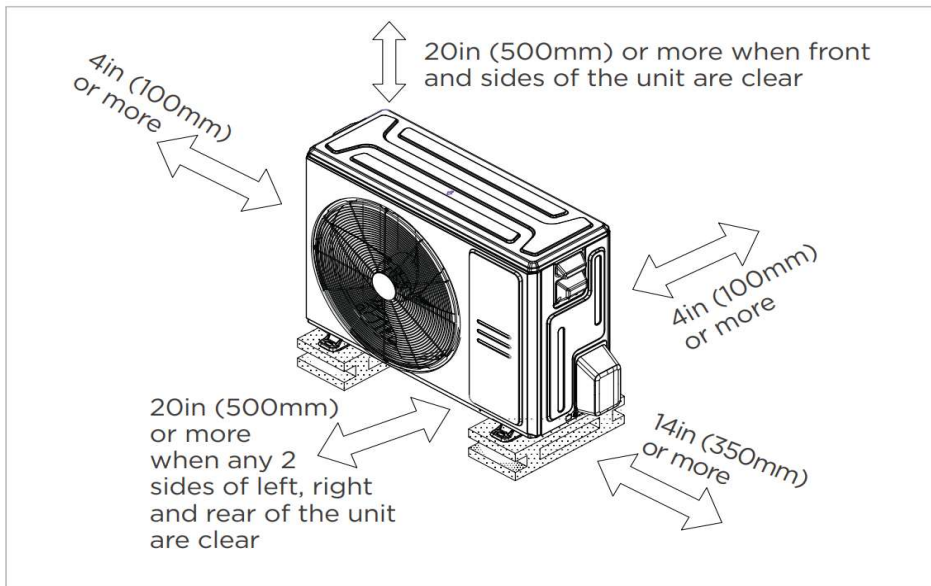


Outdoor Unit Dimension

Unit:inch(mm)



Installation Instruction For Outdoor Unit



Meets all spatial requirements shown in Installation Clearance Requirements above.

#### Features

- Multi-position installation: horizontal(left or right), vertical( up or down)
- Aluminum Coil
- R454B refrigerant sensor
- Easy Maintenance
- Multiple control options available:
  - Two-way communication wired controller with built-in Wi-Fi:120N(X6W)
  - Third-Party 24V Thermostat