

# R454b Refrigerant

# SUBMITTAL DATA SHEET



Series Name: Regular Heat AHU Series  
Model Number: MASHS-H36B-2A/MO1BU-H36B-2A

### Air Handler Heat Pump System

Location:	Approval:
Engineer:	Date:
Submitted to:	Construction:
Submitted by:	Unit #:
Reference:	Drawing #:



### INDOOR SPECIFICATION

Indoor Air Flow (Turbo/H/M/L/Si) (CFM)	1189 / 1083 / 971 / 865 / 865	
Indoor Noise Level (Turbo/H/M/L/Si) (dBA)	47 / 47 / 42 / 31 / 31	
Dimension (WxDxH)	inch	21 x 21 x 49
	mm	534 x 534 x 1245
Package (WxDxH)	inch	26-5/8 x 24-3/8 x 52-1/2
	mm	675 x 620 x 1335
Net/Gross Weight	lbs	128 / 153
	kg	58 / 69.3

### OUTDOOR SPECIFICATION

Compressor Type	ROTARY	
Compressor Model	KTF310D43UMT	
Refrigerant	R454B	
Refrigerant Oil Charge(mL)	1,000	
Refrigerant Oil	VG74	
Outdoor Air Flow (Max) (CFM)	2,413	
Outdoor Noise Level (dBA)	62.5	
Dimension (WxDxH)	inch	37-1/4 x 16-1/8 x 31-7/8
	mm	946 x 410 x 810
Package (WxDxH)	inch	42-7/8 x 19-5/8 x 34-7/8
	mm	1090 x 500 x 885
Net/Gross Weight	lbs	152 / 162
	kg	69.1 / 73.7

### EFFICIENCY

Cooling		Heating	
SEER2	15.8	HSPF2-4	9.3
EER2	9	COP	3.36

### PERFORMANCE of Cooling

Cooling (Btu/hr)	
Rated Capacity	36,000
Min/Max Capacity	8,900 ~ 38,200
Moisture Removal(L/h)	3.93
Standard Operating Range(*F/*C)	-13~122 (-25 ~ 50)
Conditions:	Indoor: 80°F DB/67°F WB Outdoor: 95°F DB/75°F WB

### PERFORMANCE of Heating

Heating (Btu/hr)	
1. @ 47°F Rated	38,000
1. @ 47°F Min/Max Capacity	6,400 ~ 43,000
2. @ 17°F Rated	25,000
3. @ 5°F Rated: Capacity / COP	24,200 / 1.91
3. @ 5°F Max: Capacity	24,200
Standard Operating Range(*F/*C)	-13~75 (-25 ~ 24)
1. Conditions:	Indoor: 70°F DB/60°F WB Outdoor: 47°F DB/43°F WB
2. Conditions:	Indoor: 70°F DB/60°F WB Outdoor: 17°F DB/15°F WB
3. Conditions:	Indoor: 70°F DB/60°F WB Outdoor: 5°F DB/5°F WB

### ELECTRICAL

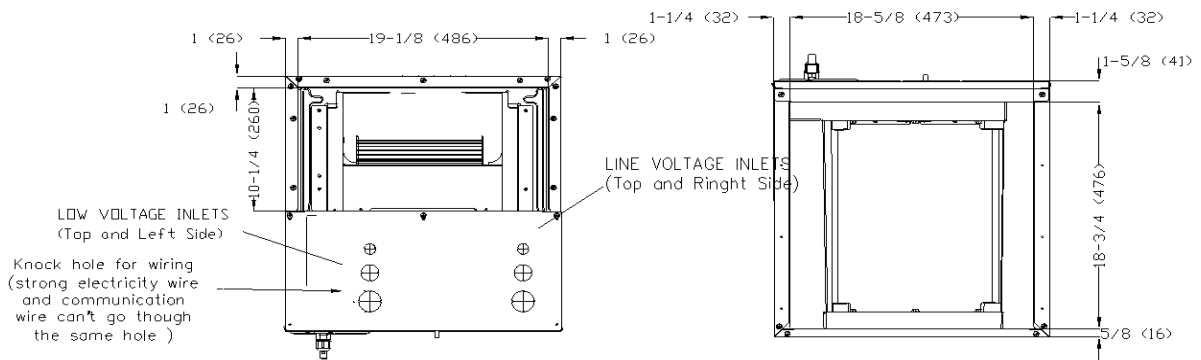
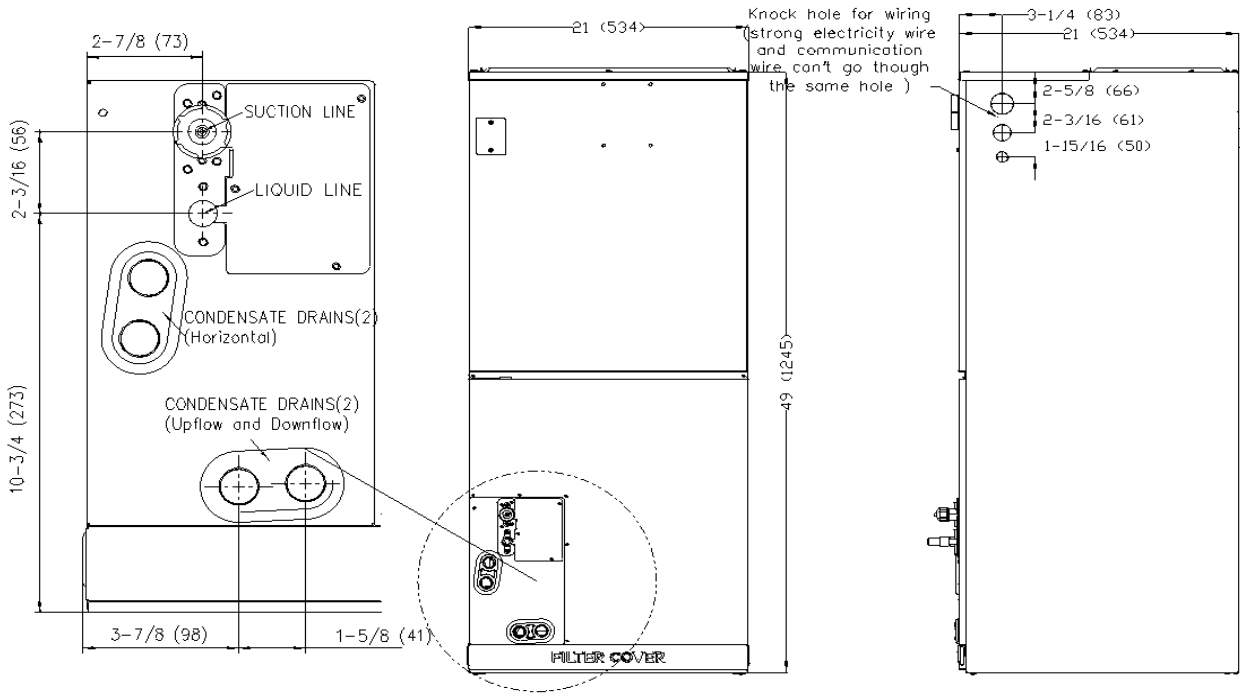
Power Supply	208/230V,60Hz,1Ph
System MCA	33.0
Communication Wiring	AWG 20/2
System MOCP	35.0
Compressor RLA	21.5
Outdoor Fan Motor RLA	1.4
Outdoor Fan Motor W	120
Indoor Fan Motor RLA	4.5
Indoor Fan Motor W	375
System Power Input @ Cooling (W)	4,002 (770 ~ 4,320)
System Power Input @ Heating (W)	3,312 (435 ~ 3,780)
MCA: Min. circuit amps (A)	MOCP: Max. over current protection (A)
RLA: Rated load amps (A)	W: Fan motor rated output (W)

### PIPING

Throttle type(Indoor)	N/A
Throttle type(Outdoor)	EXV+Throttle valve
Liquid Size	3/8" (9.52mm)
Gas Size	3/4" (19mm)
Max. Piping Length(ft/m)	246 (75)
Max. Height Difference(ft/m)	98 (30)
Max. Pre-charged Length(ft/m)	25 (7.5)
Refrigerant Pre-charged Amount(oz/kg)	92 (2.6)
Additional Charge of Refrigerant((oz/ft)/(g/m)	0.32 (30)
Connection Method	Flared

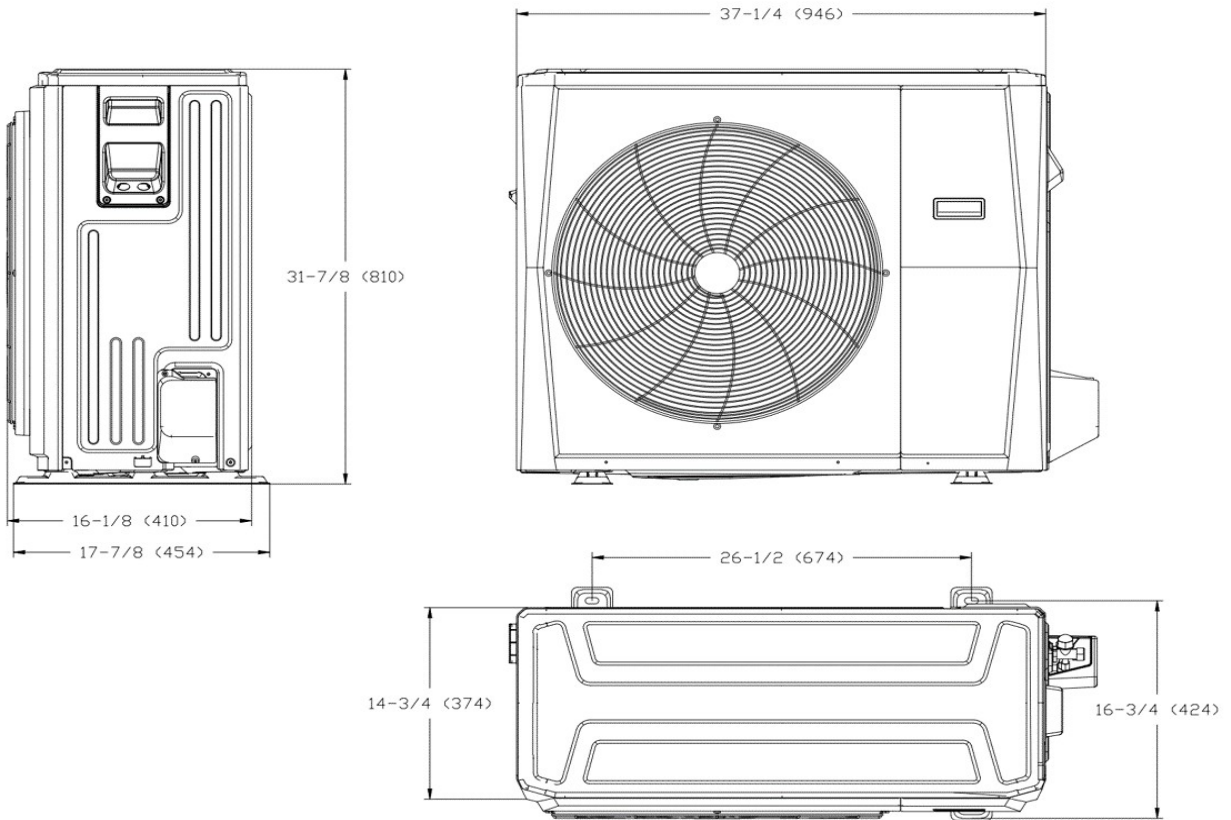
Indoor Unit Dimension

Unit:inch(mm)

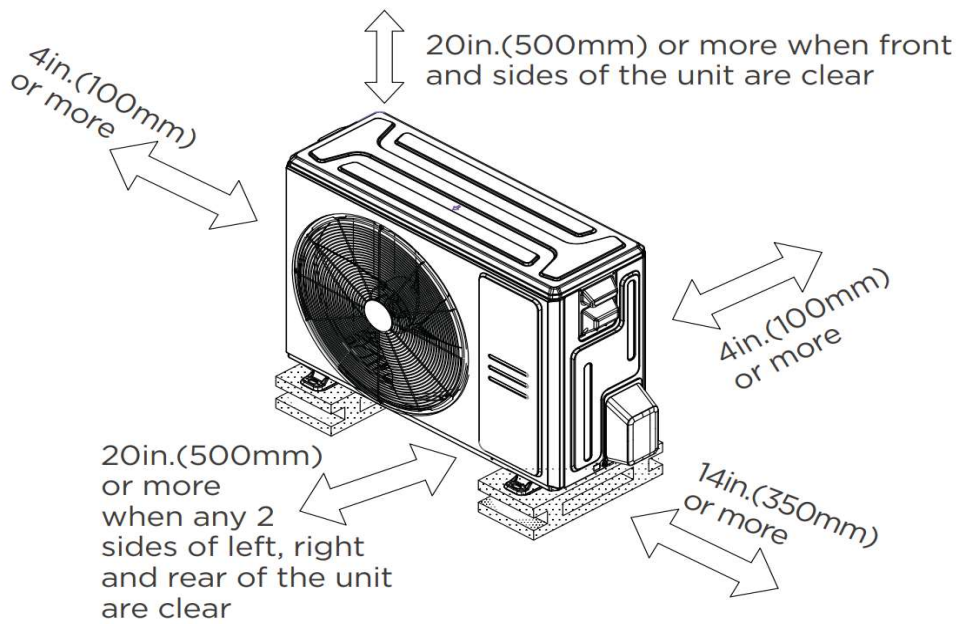


Outdoor Unit Dimension

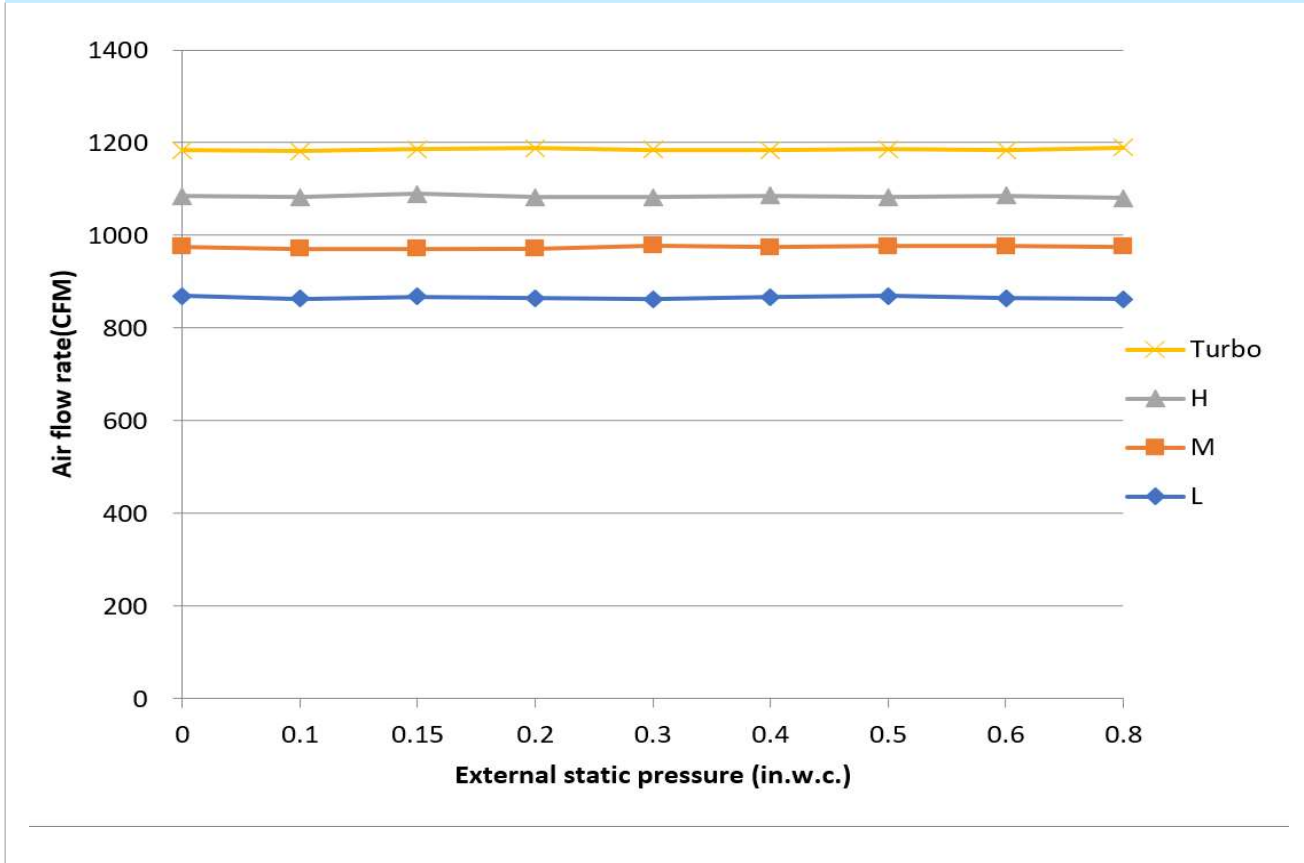
Unit:inch(mm)



Installation Instruction



### Fan Performance For Indoor Unit



### Features

- Multi-position installation: horizontal(left or right), vertical( up or down)
- Aluminum Coil
- Constantly Air Flow system up to 0.80 In.W.G
- 1 inch R4.2 fiberglass free insulation reduces condensation and boosts efficiency(optional)
- Optional Auxiliary heat kit up to 25kW
- Easy Maintenance
- Multiple control options available:
  - Two way communication wired controller:120N(X6)
  - Two way communication wired controller with built-in WiFi:120N(X6W)
  - Wireless remote controller
  - Third-Party 24V Thermostat
- Chassis heater and crankcase heater equipped as standard